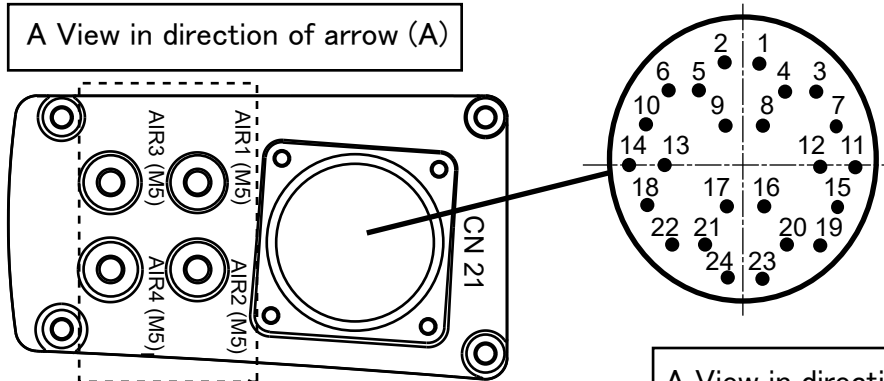


(Connector for hand control signal wires)  
CN21 pin layout



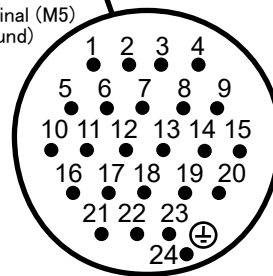
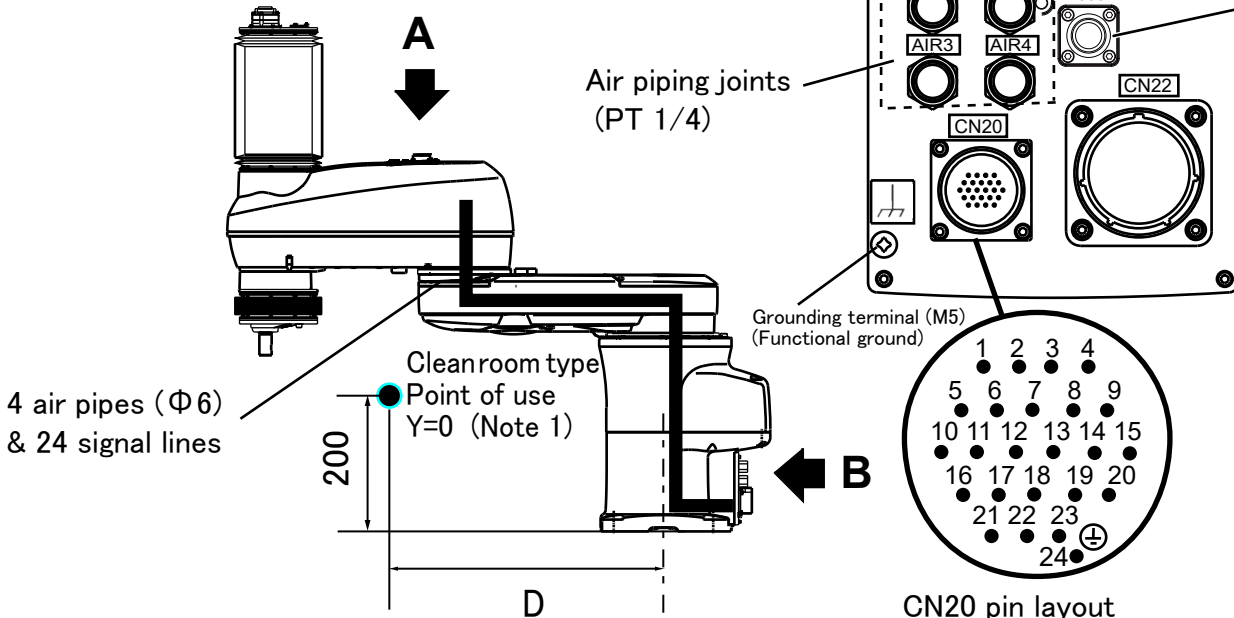
A View in direction of arrow (B)

For air piping

Air piping joints  
(PT 1/4)

Air vent (Note 1)  
Outside dia :  $\phi$  16  
Inside dia :  $\phi$  12

Grounding terminal (M5)  
(Functional ground)



AIR No.	Maximum allowable pressure	Air piping joints
AIR 1, 2, 3, 4	$\phi$ 6	0.59MP

Notes for clean room type

(Note 1) Dimension D at point of use for clean room type  
(distance from the rotation center of the first axis)  
D = 500 mm