

## Sensor

Absolute Encoder

Resolution 131072P/R(17bit)

Amount of maximum multi-turn counts 65536(16bit)

Measures for PS encoder alarm:  
• Bonded bias magnet at 3 point.  
There should be no adhesives on comparator terminal.

Identification:  
• SERVO MOTOR OUTLINE DRAWINGS Rev. is added after model of an encoder memory.

## Degrees of protection

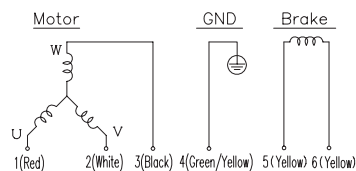
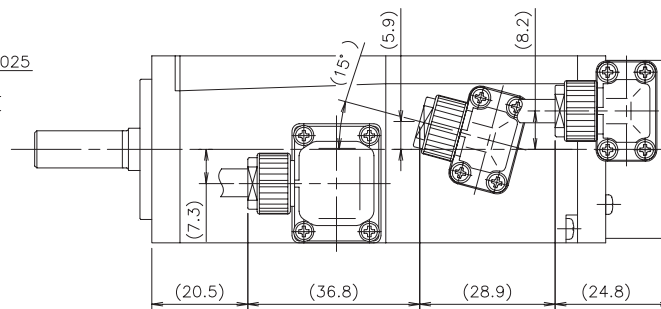
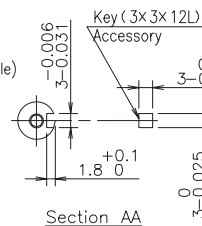
IP67(except for the shaft hole and the edge of the cable)

## Motor Mass

0.67kg

## Accessory

Key (3x3x12L)



Direction of rotation is C.C.W for phase sequence UVW, as seen from front shaft.

## Sensor

Connector: SMR-04V-N

Pin No.	Signal	Color	Pair
1	+5V	Red	□
2	0V	Black	□
3	ES+	Brown	□
4	ES-	Blue	□

Connector: SMR-02V-N

Pin No.	Signal	Color	Pair
1	EBAT+	Pink	□
2	EBAT-	Purple	□